




powering **marine** safety

# D13-400

**BUKH SOLAS MARINE DIESEL ENGINE  
400 HP (294 KW)**

*The BUKH D13 in-line 6 cylinder diesel is developed from the latest design in modern diesel technology. The engine has a robust block with ladder frame, high pressure unit injector system, 4 valves per cylinder, "twin entry" waste gate turbo and after cooler, as well as electronic engine management system. The result is a very smooth-running engine with world-class diesel performance, combined with low fuel consumption and emissions.*



## TECHNICAL DESCRIPTION:

### ENGINE BLOCK AND HEAD

- Cast iron cylinder block
- One-piece cast iron cylinder head
- Ladder frame fitted to engine block
- Replaceable wet cylinder liners and valve seats/guides
- Drop forged crankshaft with induction hardened bearing surfaces and fillets with 7 main bearings
- 4 valve per cylinder layout with overhead camshaft and center position of unit injectors
- Each cylinder features cross-flow inlet and exhaust ducts
- Gallery oil cooled cast aluminium alloy pistons with three piston rings
- Rear-end transmission

### ENGINE MOUNTING

- Flexible engine mounting

### LUBRICATION SYSTEM

- Integrated oil cooler in cylinder block
- Rear positioned twin full flow oil filter of spin-on type and by-pass

### FUEL SYSTEM

- Electronic high pressure unit injectors
- Gear-driven fuel pump and injection timing
- Electronically controlled central processing system (EMS – Engine Management System)
- Single fine fuel filter of spin-on type

### AIR INLET AND EXHAUST SYSTEM

- Mid-positioned twin entry turbocharger and charge air cooler
- Air filter with replaceable inserts
- Wet exhaust elbow/riser (option)

### COOLING SYSTEM

- Freshwater-cooled charge air cooler
- Seawater cooled plate heat exchanger
- Coolant system prepared for hot water outlet
- Easily accessible seawater pump in rear end of fly-wheel housing

### ELECTRICAL SYSTEM

- 24V/110A alternator

### INSTRUMENTS/CONTROLS


- Complete instrumentation including key switch and interlocked alarm
- EVC monitoring panels for single or twin installations
- Electronic shift and throttle
- Plug-in connectors
- EVC system color display - (optional)

# D13-400

BUKH SOLAS MARINE DIESEL ENGINE



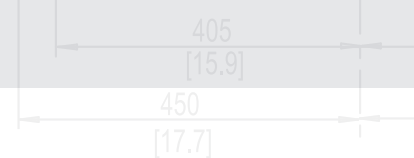
mygind-co.dk



## D13-400 Specifications

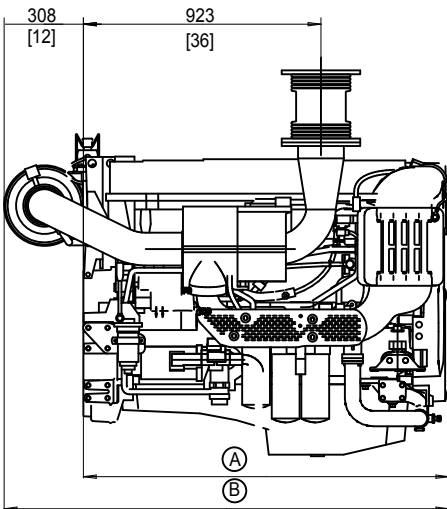
|                              |   |
|------------------------------|---|
| Engine type                  | D13                                     |
| Engine duty rating           | C1 - Continuous Duty Commercial_1       |
| Crankshaft power [hp(kW)]    | 400 (294)                               |
| Rpm@full load                | 1800                                    |
| Cylinders                    | In-line 6                               |
| Displacement [L]             | 12.78                                   |
| Bore [mm]                    | 131                                     |
| Stroke [mm]                  | 158                                     |
| Compression ratio            | 16.5:1                                  |
| Injection system             | Electronic high pressure unit injectors |
| Alternator [V -A]            | 24V – 110A                              |
| Electronic engine diagnostic | YES                                     |
| Max. torque, NM @ 1400 rpm   | 1756                                    |
| Dry Weight Bobtail [kg]      | 1520                                    |
| Propulsion system            | Shaft drive                             |

As BUKH is always endeavouring to improve the engines, specifications mentioned are subject to alterations without previous notice.

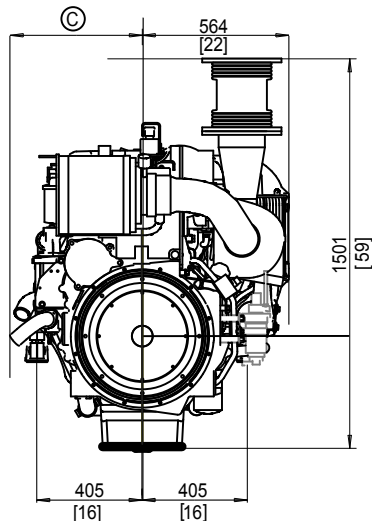


## D13-400 Dimensions

Not for installation



- (A) HE/CC 1420 (56), KC 1465 (58)
- (B) HE/CC 1728 (68), KC 1773 (70)



- (C) HE/CC 508 (20), KC 450 (18)

