




powering **marine** safety

## D13-550

**BUKH SOLAS MARINE DIESEL ENGINE  
550 HP (404 KW)**

*The BUKH D13 in-line 6 cylinder diesel is developed from the latest design in modern diesel technology. The engine has a robust block with ladder frame, high pressure unit injector system, 4 valves per cylinder, "twin entry" waste gate turbo and after cooler, as well as electronic engine management system. The result is a very smooth-running engine with world-class diesel performance, combined with low fuel consumption and emissions.*



### TECHNICAL DESCRIPTION:

#### ENGINE BLOCK AND HEAD

- Cast iron cylinder block
- One-piece cast iron cylinder head
- Ladder frame fitted to engine block
- Replaceable wet cylinder liners and valve seats/guides
- Drop forged crankshaft with induction hardened bearing surfaces and fillets with 7 main bearings
- 4 valve per cylinder layout with overhead camshaft and center position of unit injectors
- Each cylinder features cross-flow inlet and exhaust ducts
- Gallery oil cooled cast aluminium alloy pistons with three piston rings
- Rear-end transmission

#### ENGINE MOUNTING

- Flexible engine mounting

#### LUBRICATION SYSTEM

- Integrated oil cooler in cylinder block
- Rear positioned twin full flow oil filter of spin-on type and by-pass

#### FUEL SYSTEM

- Electronic high pressure unit injectors
- Gear-driven fuel pump and injection timing
- Electronically controlled central processing system (EMS – Engine Management System)
- Single fine fuel filter of spin-on type

#### AIR INLET AND EXHAUST SYSTEM

- Mid-positioned twin entry turbocharger and charge air cooler
- Air filter with replaceable inserts
- Wet exhaust elbow/riser (option)

#### COOLING SYSTEM

- Freshwater-cooled charge air cooler
- Seawater cooled plate heat exchanger
- Coolant system prepared for hot water outlet
- Easily accessible seawater pump in rear end of fly-wheel housing

#### ELECTRICAL SYSTEM

- 24V/110A alternator

#### INSTRUMENTS/CONTROLS


- Complete instrumentation including key switch and interlocked alarm
- EVC monitoring panels for single or twin installations
- Electronic shift and throttle
- Plug-in connectors
- EVC system color display - (optional)

# D13-550

## BUKH SOLAS MARINE DIESEL ENGINE



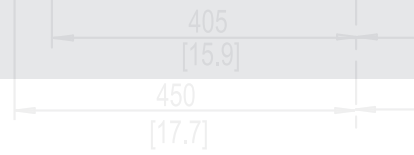
mygind-co.dk



### D13-550 Specifications

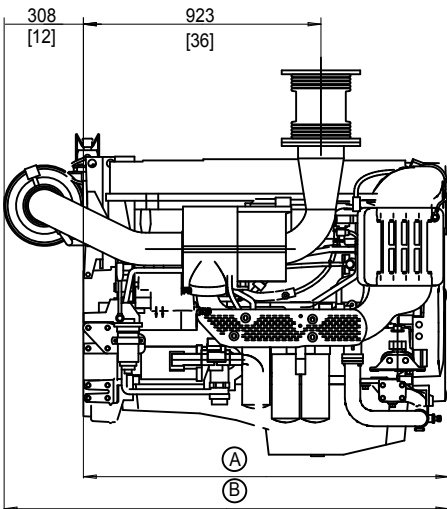
Engine type	D13
Engine duty rating	C2 - Continuous Duty Commercial_2
Crankshaft power [hp(kW)]	550 (404)
Rpm@full load	1900
Cylinders	In-line 6
Displacement [L]	12.78
Bore [mm]	131
Stroke [mm]	158
Compression ratio	16.5:1
Injection system	Electronic high pressure unit injectors
Alternator [V -A]	24V – 110A
Electronic engine diagnostic	YES
Max. torque, NM @ 1400 rpm	2363
Dry Weight Bobtail [kg]	1520
Propulsion system	Shaft drive

As BUKH is always endeavouring to improve the engines, specifications mentioned are subject to alterations without previous notice.

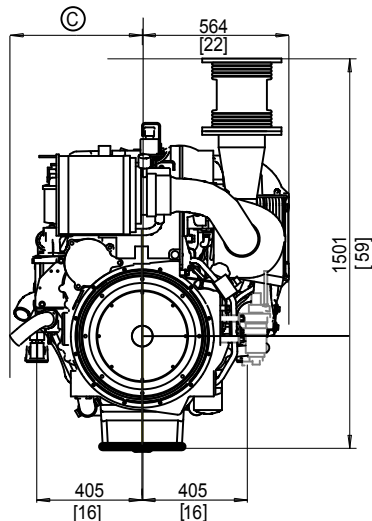


### D13-550 Dimensions

Not for installation



- (A) HE/CC 1420 (56), KC 1465 (58)
- (B) HE/CC 1728 (68), KC 1773 (70)



- (C) HE/CC 508 (20), KC 450 (18)

